

.....  
.....  
.....  
.....  
.....  
.....  
: 2  
:

\*  
\*  
\*  
\*

: Noiro

**KONSIM**

o

1303  
. 02 988 01 19, 02 988 07 19, 02 986 54 98,  
e-mail: office@konsim.bg, [www.konsim.bg](http://www.konsim.bg)

57,



# Noirot

elodie D



( , )



8

3 8

3

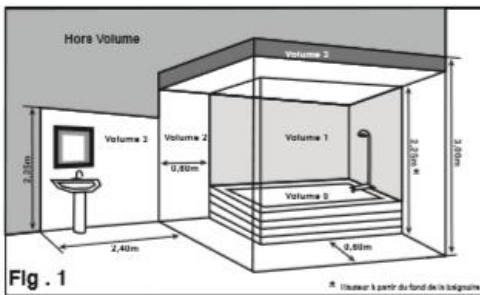
3 8



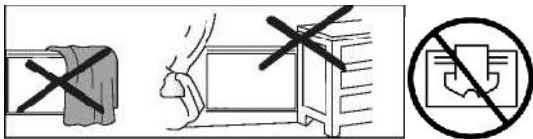
:

( )

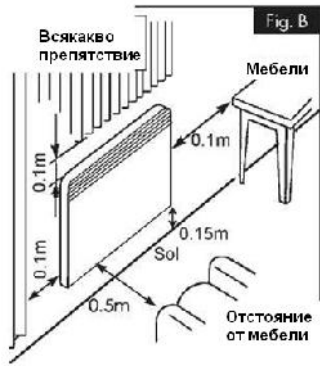
30 m .



.1



\_\_\_\_\_ :



.B

\*

\*

150

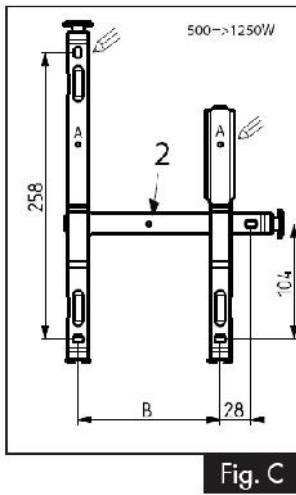


Fig. C

\*

\*

).

.A,

.C

\*

\*

\*

3

4

5,5

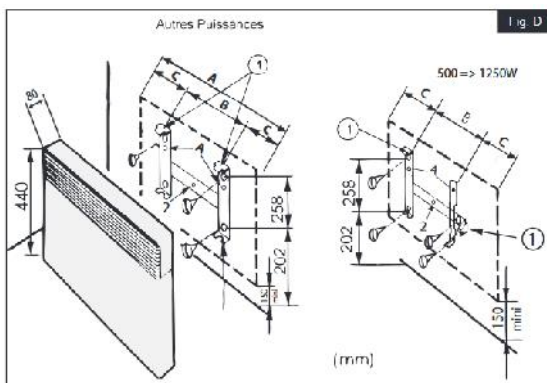


Fig. D


00H132				
		1000W	1500W	2000W
B		178 mm	405 mm	535 mm
C		201 mm	207,5 mm	362,5 mm
00H130				

	750W	1000W	1500W	2000W
<b>B</b>	128mm	208 mm	178 mm	320 mm
<b>C</b>	106 mm	106 mm	201 mm	210 mm
<b>00H131</b>				
	750W	1000W	1500W	2000W
<b>B</b>	99 mm	128 mm	208 mm	248 mm
<b>C</b>	101 mm	106 mm	146 mm	206 mm

1.

NFC 15-100.

II



**6 ordres :**

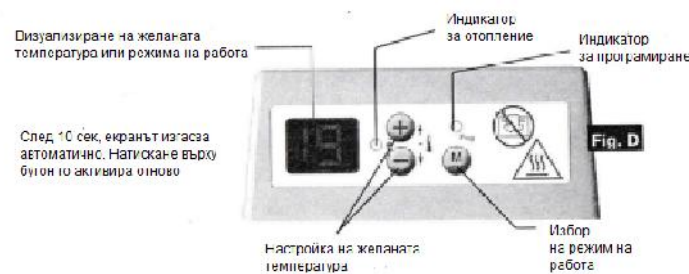
Mode	Signal à transmettre	Mesure par rapport au neutre
Confort	—	0 Volt
Eco	~	230 Volts
Hors-gel	—	115 Volts négatif
Arrêt Chauffage	—	115 Volts positif
Conf. -1°C	~	230 Volts/3s
Conf. -2°C	~	230 Volts/7s

**4 ordres :**

Mode	Signal à transmettre	Mesure par rapport au neutre
Confort	—	0 Volt
Eco	~	230 Volts
Hors-gel	—	115 Volts négatif
Arrêt Chauffage	—	115 Volts positif

=  
= 0  
=

2.



Confort		
Economique		
Hors-gel	G	
Arret Chauffage	--	
PROG		

1.

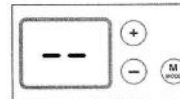
1/ 





2.

MODE



19<sup>0</sup>

MODE

Standby.

Standby.

3 -

+ -

1<sup>0</sup>



1<sup>0</sup>

4 -

3<sup>0</sup>

mode

EC

+ -

3<sup>0</sup>



3 MODE  
+ -

MODE

5-

24  
7<sup>0</sup>



MODE

HG

6-

MODE

10

-FO-  
-F1-

0



ACTIVÉE



FE  
MODE.

7-

3

+ -



FF-

+ -



3

8-



MODE

prog

-P1,--P2--,P3,-FP:

Prog

3

MODE ,

P1,P2,P3,FP

P1- P1 6 8  
 17 23  
 P2- P2 6  
 8 , 11,30 13,30 , 17 23  
 P3- P3 8 23  
 FP- FP

00:00.

30

	Lundi= LU	+	Mode
	Mardi= MA	+	Mode
	Mercredi=ME	+	Mode
	Jeudi=JE	+	Mode
	Vendredi=VE	+	Mode
	Samedi=SA	+	Mode
	Dimanche=DI	+	Mode





3 Prog-MODE, mode 3

- + - :  
MODE

- + - :  
MODE

- + - :  
MODE

30

P1, P2 P3

HR



D - . 19

6

19 -

D




19

D -

6

D




19 -






D


+ -

D

FF



, -	,	
ARRÊT CHAUFFAGE	-- 	
ECO.	EC 	3 <sup>0</sup>
SI CONF. -1	CF 	1 <sup>0</sup>
SI CONF.-2	CF 	2 <sup>0</sup>
SI HORS GEL	HG 	7 <sup>0</sup> ,

19		
		
HG		

**3.**

	:	
*	1	* 1
*		* :
*		* -
*		* -
*		* -
*		* ,
*		* ,
*		* ,
*		* ,
*		* ,
*		* ,

**4.**

	W	A	mm	mm	mm
00H132.3.FD	1000	4.3	580	330	102
00H132.5.FD	1500	6.5	820	330	102
00H132.7.FD	2000	8.7	1060	330	102
00H130.2.FD	750	3.3	340	440	102
00H130.3.FD	1000	4.3	420	440	102
00H130.5.FD	1500	6.5	580	440	102
00H130.7.FD	2000	8.7	740	440	102
00H131.2.FD	750	3.3	300	650	102
00H131.3.FD	1000	4.3	340	650	102

00H131.5.FD	1500	6.5	500	650	102
00H131.7.FD	2000	8.7	660	650	102
00H133.1.FD	500	2,2	580	220	102
00H133.2.FD	750	3,3	820	220	102
00H133.3.FD	1000	4,3	1060	220	102

**5.**

-

-

:

**6.**

. 112. (1)

(2)

: 6

. 113. (1) ( . 1 - , . 18 2011 . )

(2) ( . 1 - , . 18 2011 . )

(3) ( . 2, . - , . 18 2011 . )

. 2

. 114.

(4) ( . 3 - , . 18 2011 . )

(5) ( . 4 - , . 18 2011 . )

. 114. (1)

. 113,

1.

2.

(2)

(3)

. 115. (1)

(2)

. 1

(3)

. 1

. 119. ( . - , . 18 2011 . ) (1)

:

1.

. 112 - 115,

. 112 - 115,

. 112 -

115;

2.

3.